




Logging into MoCoMotion and eLearn@Mohawk

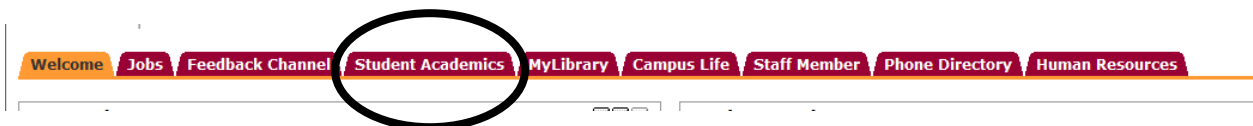
1. From your desktop, click on your internet browser (ie Internet Explorer , Mozilla Firefox , etc.)
2. Go to www.mohawkcollege.ca and from this page, click on MoCoMotion Login on the right-hand side of the screen (or visit mocomo.mohawkcollege.ca to login directly)



3. Enter your MoCoMotion username and password. This information is provided on the "Continuing Education Acknowledgement of Registration & Student Account" form that was sent to you after you registered for your night school course. Your User ID and Password are in the top right corner of that form:

| CONTINUING EDUCATION | |
|---|---|
| Acknowledgement of Registration & Student Account | |
| Date: | 10/22/2004 |
| ID#: | 000123456 |
| Term: | 200510 CE Winter |
| Login at mocomo.mohawkcollege.ca | |
| User Name: | john.doe1 |
| Password: | 023457 (Used for first time login only) |

4. Once in MoCoMotion , click on the "Student Academics" tab



5. On the left hand side of the screen, click on the "eLearn@Mohawk" icon

6. Once in eLearn@Mohawk, on the right hand side of the screen under "My Courses" you will see the courses you are enrolled in (currently and previously, back to 2009 in some cases). Click on the course to access it.



7. Navigate through the various areas of your course using the links in the red tool bar below the banner at the top of your course screen.



For more FAQs, visit

https://elearn.mohawkcollege.ca/d2l/lms/faq/view_external_Faq.d2l?ou=6605