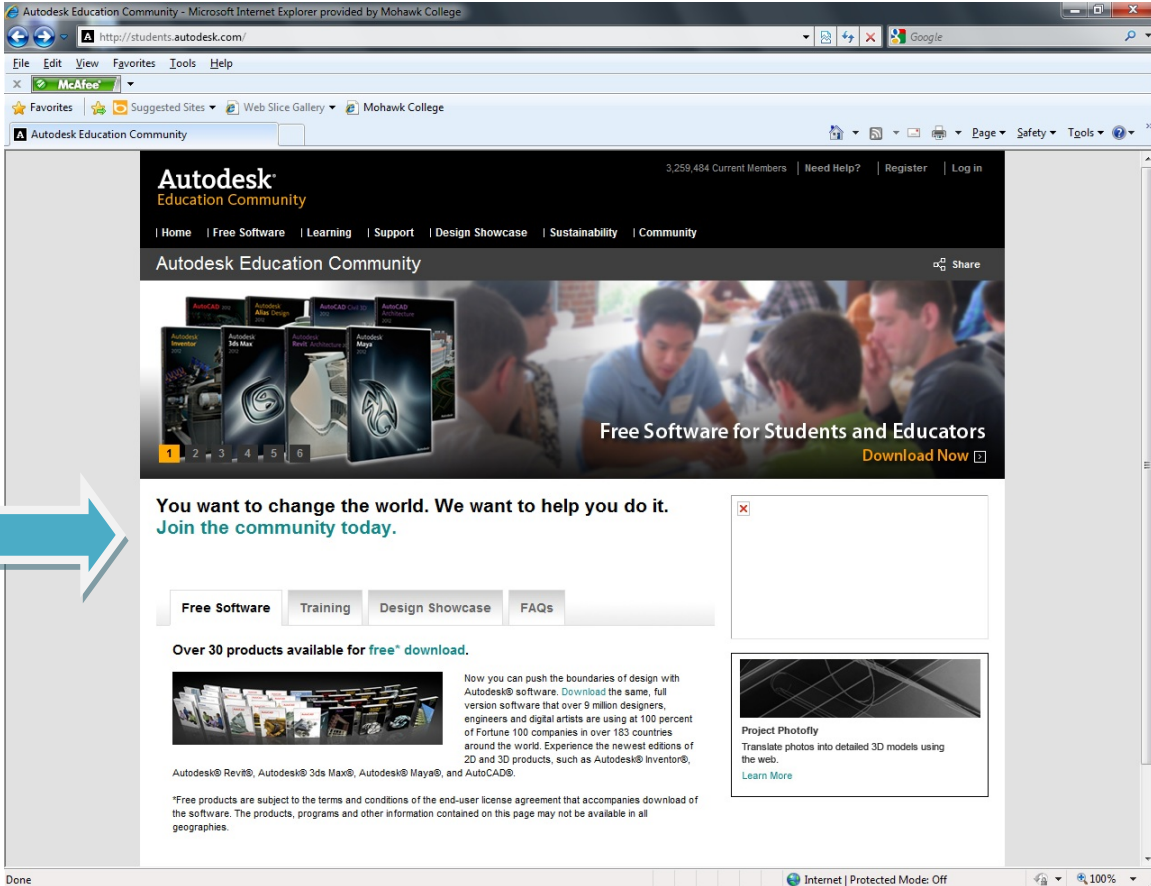


Autodesk – Student download instructions

Go to <http://students.autodesk.com/>



The screenshot shows the Autodesk Education Community website. The browser window title is "Autodesk Education Community - Microsoft Internet Explorer provided by Mohawk College". The address bar shows "http://students.autodesk.com/". The website header includes the Autodesk Education Community logo, navigation links (Home, Free Software, Learning, Support, Design Showcase, Sustainability, Community), and a "Share" button. The main banner features images of software boxes (Autodesk Inventor, Autodesk 3ds Max, Autodesk Revit, Autodesk Maya) and the text "Free Software for Students and Educators" with a "Download Now" button. Below the banner, a large blue arrow points to the text "You want to change the world. We want to help you do it. Join the community today." This text is followed by a row of buttons: "Free Software", "Training", "Design Showcase", and "FAQs". Below these buttons, it states "Over 30 products available for free* download." and includes a small image of software boxes. To the right, there is a "Project Photofly" section with a "Learn More" link. The footer of the browser window shows "Done" and "Internet | Protected Mode: Off".

Autodesk Education Community
3,259,484 Current Members | Need Help? | Register | Log in

Home | Free Software | Learning | Support | Design Showcase | Sustainability | Community

Autodesk Education Community

Free Software for Students and Educators
Download Now

You want to change the world. We want to help you do it.
Join the community today.

Free Software | Training | Design Showcase | FAQs

Over 30 products available for free* download.

Now you can push the boundaries of design with Autodesk® software. Download the same, full version software that over 9 million designers, engineers and digital artists are using at 100 percent of Fortune 100 companies in over 183 countries around the world. Experience the newest editions of 2D and 3D products, such as Autodesk® Inventor®, Autodesk® Revit®, Autodesk® 3ds Max®, Autodesk® Maya®, and AutoCAD®.

*Free products are subject to the terms and conditions of the end-user license agreement that accompanies download of the software. The products, programs and other information contained on this page may not be available in all geographies.

Project Photofly
Translate photos into detailed 3D models using the web.
[Learn More](#)

Select *Join the community today*

Registration - Microsoft Internet Explorer provided by Mohawk College
http://students.autodesk.com/?nd=register

Autodesk Education Community
3,259,484 Current Members | Need Help? | Register | Log in

Home | Free Software | Learning | Support | Design Showcase | Sustainability | Community

Registration

If you have already registered and did not receive the registration email, [click here](#) to have it sent again.
For answers to the most common questions about this community, check out our [FAQ](#).

Country: Canada

Email: mary.smith@mohawcoll

Confirm Email: mary.smith@mohawcoll

I am a: Student

[Continue to Step 2](#)

Eligibility Requirements

To participate in the Autodesk Education Community, you must agree to and comply with the applicable Terms of Use and also satisfy the following eligibility requirements. You must be one of the following: (a) a faculty member; or (b) a student; or (c) an Autodesk Assistance Program participant.

A faculty member is an employee at a primary or secondary educational institution or any degree-granting or certificate-granting educational institution or any learning, teaching or training facilities and who upon request by Autodesk is able to provide proof of such status.

A student is an individual enrolled at a recognized degree-granting or certificate-granting educational institution for three (3) or more credit hours in a degree-granting or certificate-granting education program or in a nine (9) month or longer certificate program, and upon request by Autodesk is able to provide proof of such enrollment.

An Autodesk Assistance Program participant is either a veteran or unemployed individual who has (a) previously worked in the architecture, engineering, design or manufacturing industries, has completed the online registration for the Autodesk Assistance Program, and upon request by Autodesk is able to provide proof of eligibility for that program.

Copyright © 2011 Autodesk, Inc. All rights reserved. Legal Notices & Trademarks • Privacy statement • Report Privacy • Login

Internet | Protected Mode: Off | 100%

Input your Mohawk College email address and select Student from the drop down and Continue to Step 2

Registration - Microsoft Internet Explorer provided by Mohawk College
http://students.autodesk.com/?nd=register

Autodesk Education Community
3,259,484 Current Members | Need Help? | Register | Log in

Home | Free Software | Learning | Support | Design Showcase | Sustainability | Community

Registration

If you have already registered and did not receive the registration email, [click here](#) to have it sent again.
For answers to the most common questions about this community, check out our [FAQ](#).

First Name

Last Name

Username

Password
Passwords must be between 8 and 12 characters, contain at least one letter and one number.
Ex: Adsk_2010

Confirm Password

Security Question

Answer

Date of Birth

Terms and Conditions I have read and agree to the [Terms of Use](#), and confirm that I am a faculty member, student or Autodesk Assistance Program participant, as more fully described to the right. Further, I have read the Autodesk [Privacy Policy](#) and agree to the use, processing and storage of my personal data in accordance with the policy (including cross-border transfers as described in the policy).

Eligibility Requirements

To participate in the Autodesk Education Community, you must agree to and comply with the applicable Terms of Use and also satisfy the following eligibility requirements. You must be one of the following: (a) a faculty member; or (b) a student; or (c) an Autodesk Assistance Program participant.

A faculty member is an employee at a primary or secondary educational institution or any degree-granting or certificate-granting educational institution or any learning, teaching or training facilities and who upon request by Autodesk is able to provide proof of such status.

A student is an individual enrolled at a recognized degree-granting or certificate-granting educational institution for three (3) or more credit hours in a degree-granting or certificate granting education program or in a nine (9) month or longer certificate program, and upon request by Autodesk is able to provide proof of such enrollment.

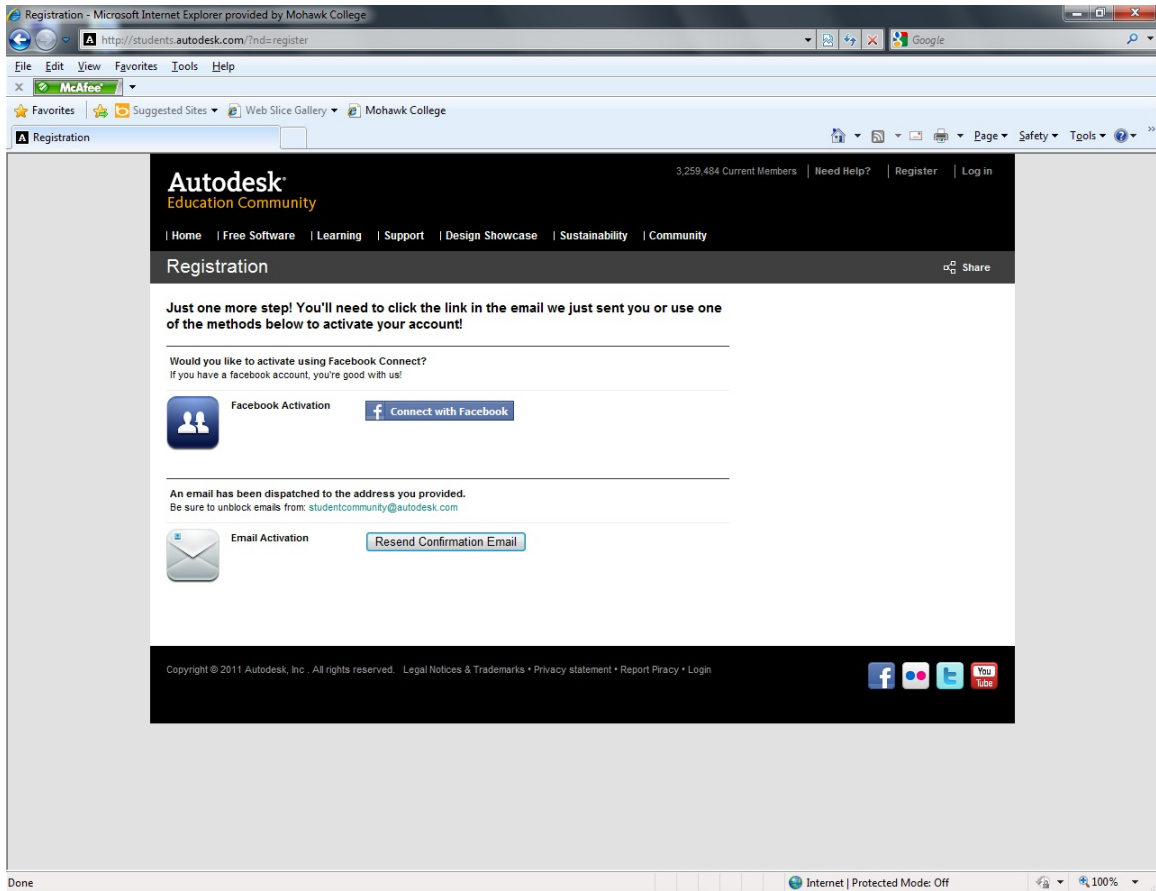
An Autodesk Assistance Program participant is either a veteran or unemployed individual who has (a) previously worked in the architecture, engineering, design or manufacturing industries, has completed the online registration for the Autodesk Assistance Program, and upon request by Autodesk is able to provide proof of eligibility for that program.

Copyright © 2011 Autodesk, Inc. All rights reserved. Legal Notices & Trademarks • Privacy statement • Report Piracy • Login

Facebook | LinkedIn | Twitter | YouTube

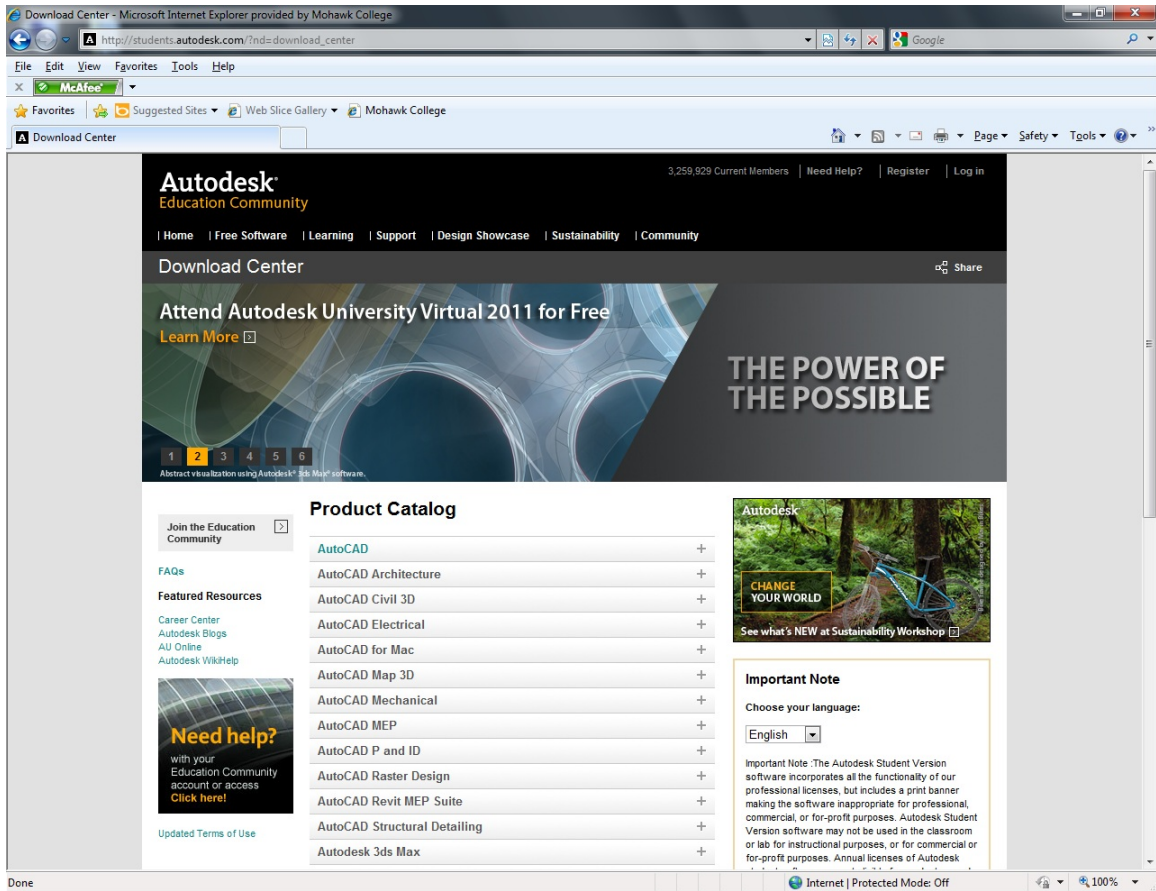
Done | Internet | Protected Mode: Off | 100%

Put in the information requested and select a password, security question and date of birth, check off the Terms and Conditions box, Continue to step 3.



By now an email should have been sent to your inbox with your activation information. If not, select Resend Confirmation Email.

Now, return to <http://students.autodesk.com/> and select **free download**.



Select the product you wish to download and select Download Now. It will prompt you to login if you have not.

Be sure to select the correct version of software—32 bit or 64 bit—if asked, based on your Operating System. Some products do not offer a 64 bit version. During this process you will be presented with a serial number and product key, be sure to write it down for use later.