



# Graduate Employment Report 2017

 **MOHAWK**

FUTURE READY

## Meet our grads



**Megan MacLeod**  
Development Officer at  
McMaster University

Graduate of Leadership and  
Management in a Not-For  
Profit Sector

"I can say with certainty that I  
wouldn't be where I am today  
if it wasn't for my time at  
Mohawk. Under one roof,  
I was able to study, work  
and volunteer."



**Storm Harding**  
Manager, Content and  
Video Production at  
The Hamilton Bulldogs  
and ChinaStorm Media

Graduate of Broadcasting -  
Television & Communications  
Media

"I wouldn't be where I  
am today without the

opportunities that I was provided at Mohawk College  
throughout my 3 years in the Television and Broadcasting  
program. Producing videos for college departments, such  
as the Alumni, Athletics, and Financial Aid offices definitely  
helped me build a variety of elements that showcased I  
was ready for the real world. My friends, including teachers  
and faculty I made within and outside the program, were  
instrumental in helping me bring my vision for various  
projects to life from pre-production to the final stages."



**Izabela Spagnudo**  
HR Co-ordinator at Gowlings

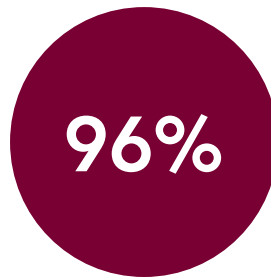
Graduate of Human Resources  
Management

"All the courses were very  
reflective of what I do on  
the job."

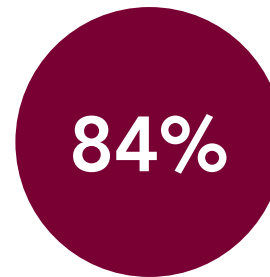


## Why Mohawk?

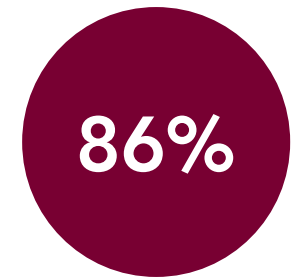
Our students get the learning support and hands-on experience needed to work in rewarding industries, including health, business, community services, technology, skilled trades, and media & entertainment. The result? A new generation of future ready, very employable graduates, year after year.



of Mohawk Graduates would  
recommend Mohawk  
to someone else\*



of employers are satisfied  
with the Mohawk Graduates  
that they've hired\*



of Mohawk Graduates find  
employment within 6 months  
of graduating\*

\*Learn more at [mohawkcollege.ca/kpi](http://mohawkcollege.ca/kpi)

# Our graduates leave Mohawk equipped with **Five Key** Institutional Learning Outcomes (ILOs)

According to our employers these ILOs differentiate our graduates, providing them with the added skills needed to be successful in any job.

Listed below are the Overall Employer Satisfaction percentages.



**Institutional  
Learning  
Outcomes**



## About the Report

Forum Research, the research firm hired by Ministry of Advanced Education and Skills Development, contacts graduates from Ontario's publicly funded colleges to participate in the Graduate Satisfaction & Employment survey.

This survey contains questions to gain understanding of the graduate's employment status six (6) months after completion of their program.

The 2017 Graduate Employment Report is based on the employment status of Summer 2015, Fall 2015 and Winter 2016 graduates.



## Accreditation

Mohawk has full- and part-time programs at the following accreditation levels:

- Mohawk College Certificate (MCC)
- Ontario College Certificate (OCC)
- Ontario College Diploma (OCD)
- Ontario College Advanced Diploma (OCAD)
- Ontario College Graduate Certificate (OCGC)

Mohawk College offers Collaborative Degrees (jointly with McMaster University). We also offer pathways to University that allow students to make up for missed pre-requisites, upgrade learning skills or complete high school equivalency for many fields of study.

# Heading Terms for Report Charts

**Program Length (Years)** - This is the number of years of study for the program.

**Total Graduates** - This is the total number of graduates who completed their program in Summer 2013, Fall 2013 or Winter 2014. Total graduates is the sum of the following four columns: Further Education, Not Seeking Employment, Status Unknown and Available for Employment.

**Employed Full-Time Program Related** - The number of graduates who were employed 30 hours per week or more in a position related to their program of study.

**Employed Part-Time Program Related** - The number of graduates who were employed less than 30 hours per week in a position related to their program of study.

**Employed Full-Time Program Unrelated** - The number of graduates who were employed 30 hours per week or more in a position not related to their program of study.

**Employed Part-Time Program Unrelated** - The number of graduates who were employed less than 30 hours per week in a position not related to their program of study.

**Available for Employment** - This is the number of graduates who were either employed or seeking employment six months after graduation. Available for Employment is the sum of four Employment Destinations and Accepted a Job at a Later Date and Still Seeking a Job.

**% Graduate Employment Rate** - The percentage of graduates employed six months following graduation.

**% Graduate Employment Program Related Rate** - The percentage of graduates employed in full and part-time positions related to their program of study.

**Further Education** - Graduates who have returned to college, university or another type of post-secondary institution.

**Not Seeking Employment** - Graduates who reported they were not looking for employment because of health, travel or personal, or are International VISA students.

**Status Unknown** - This is the number of graduates who were unable to be contacted to complete the survey. All information is collected by telephone directly from the graduate.

**Salary Range** - This reflects the minimum or maximum salary reported by graduates working in a full-time position of 30 hours per week or greater, and related to their program of study. Information is not reported if fewer than 5 full-time salaries were reported per program.

**Average Salary** - This represents the average of the salaries reported by the graduates working in full-time positions of 30 hours per week or greater, and related to their program of study. Information is not reported if fewer than 5 full-time salaries were reported per program.

**Number of Salaries Reported** - The number of salaries reported for full-time related positions.

**Sample of Actual Job Titles** - Actual Job Titles are provided by respondents, and may not reflect related employment.

# Graduate Employment Report 2017

Graduates who completed their program in Summer 2015, Fall 2015 or Winter 2016 were invited to participate in a provincially mandated survey 6 months after graduation.

Program Name (Program Number)		Survey Participants							Employment Distribution					Not Available for Employment			Salaries			Sample of Actual Job Titles
		Program Length (Years)	Total Graduates	% Responding to Survey	Full-time Program Related	Part-time Program Related	Full-time Program Unrelated	Part-time Program Unrelated	Available for Employment	% Graduate Employment Program Related	% Graduate Employment Program Unrelated	Further Education	Not Seeking Employment	Status Unknown	Salary Range	Average Salary	Number of Salaries Reported			
Addictions & Concurrent Disorders (252)	(GC)	52	27	4	4	3	4	11	73	100	3	0	38	**				Client Care Coordinator, Child & Youth Worker, Addiction Support Worker		
Advanced Police Studies (226)	(GC)	18	44	2	0	3	0	6	33	100	1	1	10	**				Policy Officer, Hospital Security Guard, Bylaw Enforcement Officer		
Advanced Security Management (174)	(GC)	22	23	2	1	1	1	5	60	100	0	0	17	**				Security Guard, Loss Prevention Specialist, Armed Security Driver		
Advertising & Marketing Communications Management (652)	3	50	30	7	0	2	0	13	54	77	2	0	35	\$25,000 - \$60,000	\$36,250	6	Graphic Designer, Art Director, Advertising Sales Representative, Sales Coordinator			
Applied Music (660)	3	28	36	1	2	1	2	6	50	83	4	0	18	**				Sound Technician, Music Instructor, Music Director		
Architectural Technician (420)	2	15	53	3	0	3	0	8	38	75	0	0	7	**				Architectural Design Coordinator, Junior Estimator, Draftsman, Warehouse Supervisor		
Architectural Technology (531)	3	62	44	21	0	2	0	24	88	96	2	1	35	\$20,000 - \$45,000	\$38,096	15	Design Engineer, Architectural Draftsman, Architectural Technologist, Project Coordinator			
Art and Design Foundations (270) <sup>^</sup>	1	12	Privacy legislation prevents data publication*																	
Autism and Behavioural Science (164)	(GC)	57	39	12	4	3	4	19	84	100	2	1	35	\$27,479 - \$46,499	\$35,875	10	Instructor Therapist, Education Assistant, Rehab Therapist, Personal Support Worker			
Aviation Technician - Aircraft Maintenance (269)	2	37	35	5	0	2	0	10	50	80	3	0	24	\$25,107 - \$46,929	\$33,504	5	Aircraft Maintenance and Engineer Apprentice, Ramp Agent, Pilot			
Aviation Technician - Aircraft Structures (289)	2	8	88	4	0	2	0	7	57	86	0	0	1	**				Composite Technician, Aircraft Structural Technician, Air Canada Station Attendant		
Biotechnology - Internship (669)	2	9	Privacy legislation prevents data publication*																	
Biotechnology (369)	2	19	Privacy legislation prevents data publication*																	
Biotechnology (Health) - Internship (670)	2	14	43	3	0	1	0	6	50	83	0	0	8	**				Laboratory Technician, Customer Service Representative, Chemical Operator		
Biotechnology Technician (Health) (370)	2	29	52	1	0	3	0	7	14	86	7	1	14	**				Pharmacy Technician, Atomic Absorption Spectroscopy Technician, Electronic Technician		
Biotechnology Technician (Health) Internship (756)	2	2	Privacy legislation prevents data publication*																	

(GC) for one year Graduate Certificate programs.

\*Provincial privacy legislation prevents publication of graduate data for programs with fewer than 5 graduates, graduates responding or graduates available for employment.

\*\*Salary information is not reported if fewer than 5 full-time related salaries were reported per program.

<sup>^</sup>Preparatory program will prepare graduates for further academic opportunities.

# Graduate Employment Report 2017

Graduates completed their program in Summer 2015, Fall 2015 or Winter 2016

Program Name (Program Number)	Survey Participants				Employment Distribution				Not Available for Employment				Salaries			Sample of Actual Job Titles	
	Program Length (Years)	Total Graduates	% Responding to Survey	Full-time Program Related	Part-time Program Related	Full-time Program Unrelated	Part-time Program Unrelated	Available for Employment	% Graduate Employment	% Graduate Employment	Further Education	Not Seeking Employment	Status Unknown	Salary Range	Average Salary		Number of Salaries Reported
Bridging Program for Medical Laboratory (170)	3	4	Privacy legislation prevents data publication*														
Broadcasting - Radio (220)	2	27	41	1	3	2	3	9	44	89	1	1	16	**			Radio Host, Radio Promotions Coordinator, On-Air Announcer
Broadcasting - Television & Communications Media (651)	3	61	25	6	0	3	2	13	46	85	1	1	46	**			Videographer, Broadcast Technician, Master Control Operator
Business - Accounting (316)	2	68	47	6	3	7	3	23	39	83	7	2	36	**			Accountant, Bookkeeper, Client Advisor
Business - Accounting Co-op (356)	2	46	59	15	1	3	1	22	73	91	2	3	19	\$24,000-\$40,000	\$31,111	12	Audits Associate, Bookkeeper, Accounting Clerk
Business - Financial Services (303)	2	38	45	5	2	5	2	15	47	80	2	0	21	**			Accounts Payable Analyst, Branch Manager, Financial Advisor
Business - Marketing (319)	2	57	35	8	3	2	2	18	61	83	2	0	37	\$28,353-\$100,000	\$49,183	6	Digital Marketing Coordinator, Sales Associate, Marketing Consultant
Business - Marketing Co-op (359)	2	27	52	7	0	4	0	13	54	85	1	0	13	**			Sales Consultant, Special Event Programmer, Project Coordinator, Marketing Technician
Business (320)	2	139	37	20	0	10	3	37	54	89	12	3	87	\$16,425 - \$68,000	\$35,058	17	Account Associate, Sales Representative, Operations Manager, Business Clerk
Business Administration (632)	3	39	Privacy legislation prevents data publication*														
Business Fundamentals (312)^	1	2	Privacy legislation prevents data publication*														
Cardiovascular Technology (728)	2	47	40	8	7	0	7	15	100	100	4	0	28	\$31,286 - \$65,700	\$48,777	8	Cardiovascular Technologist, Electrocardiogram Technician, Cardiac Device Technologist
Career Pathways (361)^	1	31	61	0	0	3	0	10	0	50	9	0	12	**			Sales Associate, Store Clerk, Warehouse Worker
Chemical Engineering Technology (533)	3	35	51	8	0	2	0	14	57	71	4	0	17	\$32,329 - \$83,429	\$57,235	6	Chemical Process Operator, Research Assistant, Laboratory Technician
Child and Youth Worker (610)	3	105	38	12	12	3	4	32	75	97	5	3	65	\$25,200 - \$47,972	\$34,270	6	Education Assistant, Child & Youth Worker, Residential Support Worker, Recreation Instructor
Civil Engineering Technician (421)	2	20	50	5	0	1	0	8	63	75	1	1	10	**			Junior Field Technologist, Construction Technician, Civil Engineering Technologist
Civil Engineering Technology (534)	3	48	46	16	0	1	0	21	76	81	1	0	26	\$29,980 - \$53,500	\$40,784	16	Structural Drafting Technologist, Design Technician, Construction Inspector

Program Name (Program Number)	Survey Participants							Employment Distribution					Not Available for Employment		Salaries		Sample of Actual Job Titles
	Program Length (Years)	Total Graduates	% Responding to Survey	Full-time Program Related	Part-time Program Related	Full-time Program Unrelated	Part-time Program Unrelated	Available for Employment	% Graduate Employment Program Related Rate	% Graduate Employment Rate	Further Education	Not Seeking Employment	Status Unknown	Salary Range	Average Salary	Number of Salaries Reported	
Community & Justice Services (286)	2	63	40	7	1	4	2	15	53	93	10	0	38	\$21,118 - \$34,414	\$27,681	5	Loss Prevention Investigator, Youth Services Officer, Security Guard
Community & Justice Services (Co-op) (288)	2	12	Privacy legislation prevents data publication*														
Community Integration Through Cooperative Education (284)	2	20	Privacy legislation prevents data publication*														
Computer Engineering Technology (552)	3	24	46	5	0	2	0	9	56	78	1	1	13	**			Information Technology Specialist, Software Developer, IT Solutions Manager
Computer Science Technician- Networking & Hardware (Co-op) (455)	2	62	42	11	0	2	0	20	55	65	4	2	36	\$28,157 - \$56,000	\$42,488	11	Program Developer, Infrastructure Analyst, Wiring Technician
Computer Science Technician- Networking & Hardware (447)	2	33	39	3	0	2	0	8	38	63	4	1	20	**			Logistics Associate, Customer Service and Technical Support Advisor
Computer Systems Technician - Software Support (548)	2	20	Privacy legislation prevents data publication*														
Computer Systems Technician - Software Support Co-op (558)	2	39	49	10	0	5	0	17	59	88	2	0	20	\$35,457 - \$80,000	\$46,422	8	Technical Support Advisor & Systems Analyst, Software Developer, Database Program Analyst
Computer Systems Technology - Network Engineering & Security Analyst (555)	3	47	49	16	1	2	0	22	77	86	1	0	24	\$24,372 - 53,000	\$38,620	13	Apple Repair Associate, Technical Support Advisor, Network Technician, Technological Coordinator
Computer Systems Technology - Software Development (559)	3	38	29	8	0	0	0	9	89	89	1	1	27	\$28,800 - \$80,000	\$51,414	7	Software Developer, Full Stack Web Developer, Applications Analyst
Construction Engineering Technician - Building Renovation (462)	2	46	43	13	0	2	0	16	81	94	3	1	26	\$24,000 - \$42,236	\$34,628	10	General Contractor, Carpenter, Field Service Technician, Renovator
Construction Engineering Technician (451)	2	18	56	5	0	3	0	8	63	100	2	0	8	**			General Carpenter, Warehouse Manager, Wood Framer, Roofer
Creative Photography - Still & Motion (277)	2	32	34	4	1	2	1	9	56	89	2	0	21	**			Photographer, Videographer, Photographer's Assistant
Diagnostic Cardiac Sonography (717)	(GC)	41	56	17	3	0	0	22	91	91	1	0	18	\$52,143 - \$89,269	\$64,804	15	Cardiac Sonographer, Cardiovascular Technologist, Echocardiogram Technologist
Early Childhood Education - Intensive (263)	2	30	20	5	0	0	0	6	83	83	0	0	24	**			Early Childhood Educator, Registered Early Childhood Educator, Before and After School Teacher

(GC) for one year Graduate Certificate programs.

\*Provincial privacy legislation prevents publication of graduate data for programs with fewer than 5 graduates, graduates responding or graduates available for employment.

\*\*Salary information is not reported if fewer than 5 full-time related salaries were reported per program.

^Preparatory program will prepare graduates for further academic opportunities.

# Graduate Employment Report 2017

Graduates completed their program in Summer 2015, Fall 2015 or Winter 2016

Program Name (Program Number)	Survey Participants							Employment Distribution						Not Available for Employment		Salaries		Sample of Actual Job Titles
	Program Length (Years)	Total Graduates	% Responding to Survey	Full-time Program Related	Part-time Program Related	Full-time Program Unrelated	Part-time Program Unrelated	Available for Employment	% Graduate Employment Program Related Rate	% Graduate Employment Unrelated Rate	Further Education	Not Seeking Employment	Status Unknown	Salary Range	Average Salary	Number of Salaries Reported		
Early Childhood Education (213)	2	205	41	38	21	3	0	69	86	90	13	3	120	\$12,000 - \$80,000	\$32,838	29	Early Childhood Educator, Caretaker, Day Care Leader	
Educational Support (747)	2	60	48	17	3	0	0	22	91	91	6	1	31	\$26,072 - \$52,143	\$37,746	13	Educational Assistant, Day Program Support Worker, Day Care Leader	
Electrical Engineering Technician - Power (403)	2	73	47	13	0	7	2	31	42	71	2	1	39	\$20,000 - \$62,572	\$40,394	11	Electrical Designer, HVAC Technician, Power Line Technician, Industrial Electrician	
Electrical Engineering Technician - Power (433)	2	47	45	16	0	2	0	19	84	95	1	1	26	\$22,943 - \$71,697	\$50,059	14	Electrical & Industrial Apprentice, Service Technician, Mine Electrician	
Electrical Engineering Technology - Control (536)	3	80	49	22	0	5	1	36	61	78	3	0	41	\$29,330 - \$73,000	\$46,368	18	Electrical Technician, Program Developer, Junior Electrical Estimator, Automotive Technician	
Energy System Engineering Technology (360)	3	21	62	10	0	1	0	11	91	100	2	0	8	\$15,643 - \$60,000	\$40,033	8	Fiber Optic Technician, Wind Turbine Technician, Solar Panel Installer	
Energy Systems Engineering Technology - Clean & Renewable Energy (260)	3	5	Privacy legislation prevents data publication*															
English for Academic Purposes - International (478)^	1	51	Privacy legislation prevents data publication*															
English for Academic Purposes (278)^	1	14	Privacy legislation prevents data publication*															
Environmental Technician (453)	2	18	61	2	0	4	1	9	22	78	2	0	7	**			Quality Control & Environmental Technician, Water Treatment Service Technician, Sanitation Supervisor	
Environmental Technician (Internship) (463)	2	10	Privacy legislation prevents data publication*															
Gas and Oil Burner Technician 2 (049)	1	59	39	11	2	6	1	20	65	100	3	0	36	\$26,072 - \$59,964	\$40,464	9	Gas & Oil Technician, Electrical Apprentice, Pipe Fitter	
General Arts and Science - One Year (230)^	1	59	53	0	0	3	1	6	0	67	22	3	28	**			Dietary Aide, Sales Associate, Business Clerk	
General Arts and Science (208)^	2	19	Privacy legislation prevents data publication*															
Graphic Design - Integrated Animation (257)	2	38	58	4	0	6	1	15	27	73	6	1	16	**			3D Animation Modeler, Stereo Compositor, Advertisement Designer	
Graphic Design (508)	3	48	33	7	0	1	2	11	64	91	3	2	32	\$17,989 - \$50,000	\$30,181	7	Graphic Designer, Photo Lab Technician, Web Developer	



Program Name (Program Number)	Survey Participants								Employment Distribution					Not Available for Employment		Salaries		Sample of Actual Job Titles
	Program Length (Years)	Total Graduates	% Responding to Survey	Full-time Program Related	Part-time Program Related	Full-time Program Unrelated	Part-time Program Unrelated	Available for Employment	% Graduate Employment Program Related Rate	% Graduate Employment Rate	Further Education	Not Seeking Employment	Status Unknown	Salary Range	Average Salary	Number of Salaries Reported		
Health, Wellness & Fitness (268)	2	101	43	8	7	8	3	31	48	84	11	1	58	\$18,771 - \$36,709	\$28,867	7	Personal Trainer, Group Fitness Instructor, Activity Director, Physiotherapy Assistant	
Health, Wellness & Fitness Co-op (468)	2	21	38	1	3	1	0	6	67	83	2	0	13				Rehabilitation Assistant, Personal Trainer, Lifestyle Consultant	
Heating, Refrigeration & Air Conditioning (180)	1	63	44	8	1	5	1	17	53	88	8	3	35	\$11,000 - \$66,743	\$31,564	8	HVAC Installer, Gas Technician, Welder Fitter	
Human Resources Management (113)	(GC)	62	44	16	1	5	1	27	63	85	0	0	35	\$21,900 - \$53,040	\$38,064	14	Human Resources Manager, Recruiter, Compensation Administrator	
Human Services Foundation (276)^	1	14	Privacy legislation prevents data publication*															
Insurance (318)	2	62	47	18	0	1	2	25	72	84	3	1	33	\$25,000 - \$60,000	\$40,123	18	Claims Adjuster, Underwriting Assistant, Account Executive	
Insurance (Co-op) (368)	2	6	Privacy legislation prevents data publication*															
International Business Management (116)	(GC)	101	42	3	0	4	0	10	30	70	29	3	59	**			Guest Services Support, Service Representative, Accounts Associate	
Journalism (297)	3	19	53	2	0	3	0	7	29	71	3	0	9	**			Post Production Editor, Campus News Editor, Sales Associate	
Manufacturing Engineering Technician (413)	2	34	38	6	0	5	0	11	55	100	2	0	21	**			Millwright, Electrical & Mechanical Technician, Machinist	
Manufacturing Engineering Technician -Automation (Internship) (473)	2	43	44	9	0	3	0	13	69	92	5	1	24	\$34,188 - \$60,486	\$45,154	8	Millwright Apprentice, Hydraulics Mechanic, Turbine Inspector	
Massage Therapy (469)	3	58	52	5	5	11	3	27	37	89	0	3	28	**			Registered Massage Therapist, Personal Trainer, Spa Concierge	
Mechanical Engineering Technology (529)	3	53	42	15	0	3	0	18	83	100	3	1	31	\$33,372 - \$104,286	\$49,325	11	Mechanical Estimator, Toolmaker, Construction Coordinator	
Mechanical Techniques (Welding & Fabrication) (574)	1	25	20	1	1	0	1	5	40	60	0	0	20	**			Welder, Mechanic, Welding Apprentice	
Mechanical Techniques - Monitoring Systems (573)	1	16	44	3	0	2	0	6	50	83	1	0	9	**			Electrical Apprentice, Machine Operator, Lubrication Technician	
Mechanical Techniques (Industrial) (578)	1	9	Privacy legislation prevents data publication*															
Mechanical Techniques (Cabinetry) (579)	1	19	42	5	0	1	2	8	63	100	0	0	11	**			Cabinet Maker, Furniture Carpenter, Lumberyard Worker	

(GC) for one year Graduate Certificate programs.

\*Provincial privacy legislation prevents publication of graduate data for programs with fewer than 5 graduates, graduates responding or graduates available for employment.

\*\*Salary information is not reported if fewer than 5 full-time related salaries were reported per program.

^Preparatory program will prepare graduates for further academic opportunities.

# Graduate Employment Report 2017

Graduates completed their program in Summer 2015, Fall 2015 or Winter 2016

Program Name (Program Number)	Survey Participants								Employment Distribution				Not Available for Employment		Salaries		Sample of Actual Job Titles
	Program Length (Years)	Total Graduates	% Responding to Survey	Full-time Program Related	Part-time Program Related	Full-time Program Unrelated	Part-time Program Unrelated	Available for Employment	% Graduate Employment Program Related Rate	% Graduate Employment Program Unrelated Rate	Further Education	Not Seeking Employment	Status Unknown	Salary Range	Average Salary	Number of Salaries Reported	
Mechanical Techniques - Plumbing (576)	1	31	26	2	0	3	0	8	25	63	0	0	23	**			Plumber, RV Technician, Plumbing Technician
Motive Power Fundamentals (187)^	1	9	Privacy legislation prevents data publication*														
Motive Power Technician (446)	2	52	40	10	2	1	1	16	75	88	4	1	31	\$23,464 - \$34,414	\$27,889	7	Automotive Technician, Mechanic, Lube Technician
Occupational Therapist Assistant/ Physiotherapist Assistant (746)	2	38	61	8	7	1	2	21	71	86	2	0	15	\$25,029 - \$43,800	\$30,961	7	Occupational Therapist Assistant, Physiotherapist Assistant, Personal Support Worker
Office Administration - Executive (327)	2	56	38	8	0	4	1	16	50	81	5	0	35	\$29,200 - \$44,074	\$36,390	7	Office Manager, Executive Assistant, Administrative Assistant, Bank Teller
Office Administration - General (380)	1	76	42	3	2	6	3	17	29	82	13	2	44	**			Medical Office Administrator, Sales Associate, Reception Administrator
Office Administration - Legal (328)	2	27	41	5	0	3	0	8	63	100	1	2	16	\$23,986 - \$29,200	\$26,708	5	Legal Office Assistant, Sales Associate, Receptionist
Office Administration - Medical (329)	2	94	27	9	5	2	1	23	61	74	1	1	69	\$14,400 - \$47,554	\$34,243	9	Medical Office Administrator, Optometric Assistant, Medical Billing Clerk
Paralegal (285)	2	96	42	14	1	5	8	35	43	80	1	4	56	\$23,777 - \$83,429	\$38,419	11	Paralegal, Legal Assistant, Bookkeeper, Law Clerk
Personal Support Worker (110)	1	110	41	13	5	6	1	26	69	96	18	1	65	\$26,593 - \$74,781	\$37,648	13	Personal Support Worker, Community Support Worker, Long Term Care Specialist
Pharmacy Technician (407)	2	26	31	7	0	0	0	7	100	100	1	0	18	**			Pharmacy Assistant, Pharmacy Technician, Pharmacy Claims Auditor
Police Foundations (218)	2	99	45	5	1	15	3	25	24	96	19	1	54	**			Patrol Officer, Mall Security Guard, Loss Prevention Officer
Police Foundations Co-op (258)	2	27	48	2	1	4	0	8	38	88	5	0	14	**			Security Guard, Asset Protection Investigator, Executive Security Guard
Power Engineering Techniques (482)	1	46	41	9	0	8	0	18	50	94	0	1	27	\$31,286 - \$75,000	\$50,151	7	Turbine Operator, Welder & Fabricator, Operating Power Engineer
Practical Nursing (715)	2	236	42	49	12	5	5	86	71	83	9	4	137	\$21,691 - \$109,500	\$49,104	43	Registered Practical Nurse, Personal Support Worker, Mental Health Support Worker, Direct Care Professional
Pre-Health (246)^	1	92	47	1	0	5	3	9	11	100	34	0	49	**			Dietary Aide, Pharmacy Technician, Youth Support Worker
Pre-Justice (250)^	1	21	Privacy legislation prevents data publication*														

Program Name (Program Number)	Survey Participants								Employment Distribution				Not Available for Employment			Salaries		Sample of Actual Job Titles
	Program Length (Years)	Total Graduates	% Responding to Survey	Full-time Program Related	Part-time Program Related	Full-time Program Unrelated	Part-time Program Unrelated	Available for Employment	% Graduate Employment Program Related	% Graduate Employment Unrelated	Further Education	Not Seeking Employment	Status Unknown	Salary Range	Average Salary	Number of Salaries Reported		
Pre-Media & Entertainment (194)^	1	8	Privacy legislation prevents data publication*															
Pre-Technology (168)^	1	4	Privacy legislation prevents data publication*															
Protection, Security & Investigation (293)	2	86	37	8	0	7	4	22	36	86	10	0	54	\$16,800 - \$45,886	\$30,574	7	Security Guard, Correctional Officer, Loss Prevention Investigator	
Protection, Security & Investigation Co-op (294)	2	16	38	0	1	2	1	5	20	80	0	1	10	**			Security Guard, Security Officer, Health Security Officer	
Public Relations (166)	(GC)	35	26	3	1	2	1	7	57	100	2	0	26	\$35,000 - \$45,000	\$38,200	5	Social Media Coordinator, Marketing Specialist, Public Relations Representative	
Quality Engineering Technician - Non Destructive Evaluation Non-Co-op (439)	2	9	56	0	0	3	0	5	0	60	0	0	4	**			Probe Operator, Quality Inspector, Metallurgic Technician	
Quality Engineering Technician - Non Destructive Evaluation (436)	2	18	28	3	1	0	0	5	80	80	0	0	13	**			Quality Control Technician, Non-Destructive Testing Inspector, Probe Technician	
Non Destructive Evaluation (436)	2	9	Privacy legislation prevents data publication*															
Recreation Therapy (283)	2	55	35	6	2	2	2	12	67	100	5	2	36	\$29,690 - \$52,925	\$42,710	6	Recreation Programmer, Recreation Therapist, Direct Support Professional	
Retail Pharmacy Assistant (716)	1	17	Privacy legislation prevents data publication*															
Small Business and Entrepreneurship (179)	1	48	35	3	0	4	1	10	30	80	7	0	31	**			Business Owner, Sales & Operations Associate, Store Manager	
Social Service Worker (215)	2	165	42	16	15	7	3	49	63	84	18	2	96	\$24,442 - \$48,000	\$37,797	12	Family Support Worker, Social Service Worker, Community Development Worker	
Social Service Worker (Intensive) (955)	2	24	Privacy legislation prevents data publication*															
Tourism and Travel (314)	2	47	32	2	1	6	1	12	25	83	2	1	32	**			Corporate Travel Agent, Travel Agent, Client Care Representative	
Transportation Engineering Technology (543)	3	23	39	8	0	0	1	9	89	100	0	0	14	\$52,000 - \$74,825	\$59,493	7	Traffic Technologist, Transportation Engineering Technician, Traffic Analyst	
Urban & Regional Planning Technician - GIS (406)	2	13	54	3	0	0	1	5	60	80	2	0	6	**			Urban Planning Technician, Geomatics Consultant, Maintenance Crew	
Utilities Systems Operator (486)	1	28	50	4	0	4	2	10	40	100	4	0	14	**			Maintenance Assistant, HVAC Technician, Packager	
<b>College</b>		5018	41	744	149	300	105	1521	59	85	454	83	2960	\$11,000 - \$109,500	\$40,144	613		

(GC) for one year Graduate Certificate programs.

\*Provincial privacy legislation prevents publication of graduate data for programs with fewer than 5 graduates, graduates responding or graduates available for employment.

\*\*Salary information is not reported if fewer than 5 full-time related salaries were reported per program.

^Preparatory program will prepare graduates for further academic opportunities.

Source: 2016-2017 KPI Graduate Satisfaction and Outcomes Survey.

# #1 College

5 years in a row!

In Graduate Employment Rate in the  
Greater Toronto and Hamilton Area

2016-2017 KPI Graduate Satisfaction & Outcomes Survey



## Contact Information

### Thinking about going to College? Let's talk!

Student Recruitment

Email: [discover@mohawkcollege.ca](mailto:discover@mohawkcollege.ca)

Web: [mohawkcollege.ca/visit](http://mohawkcollege.ca/visit)

### Interested in hiring a Mohawk College graduate?

Student and Graduate Employment

Phone: 905-575-2176

Web: [mohawkcollege.ca/employer-services](http://mohawkcollege.ca/employer-services)

### Want more information about the KPI Graduate & Employer Surveys?

Mohawk College Institutional Research

Email: [institutional.research@mohawkcollege.ca](mailto:institutional.research@mohawkcollege.ca)

Phone: 905-575-1212 ext. 3727





Hamilton, Ontario  
[mohawkcollege.ca](http://mohawkcollege.ca)