

Sexual Assault and Sexualized Violence Employee Learning Video

Troubleshooting Guide

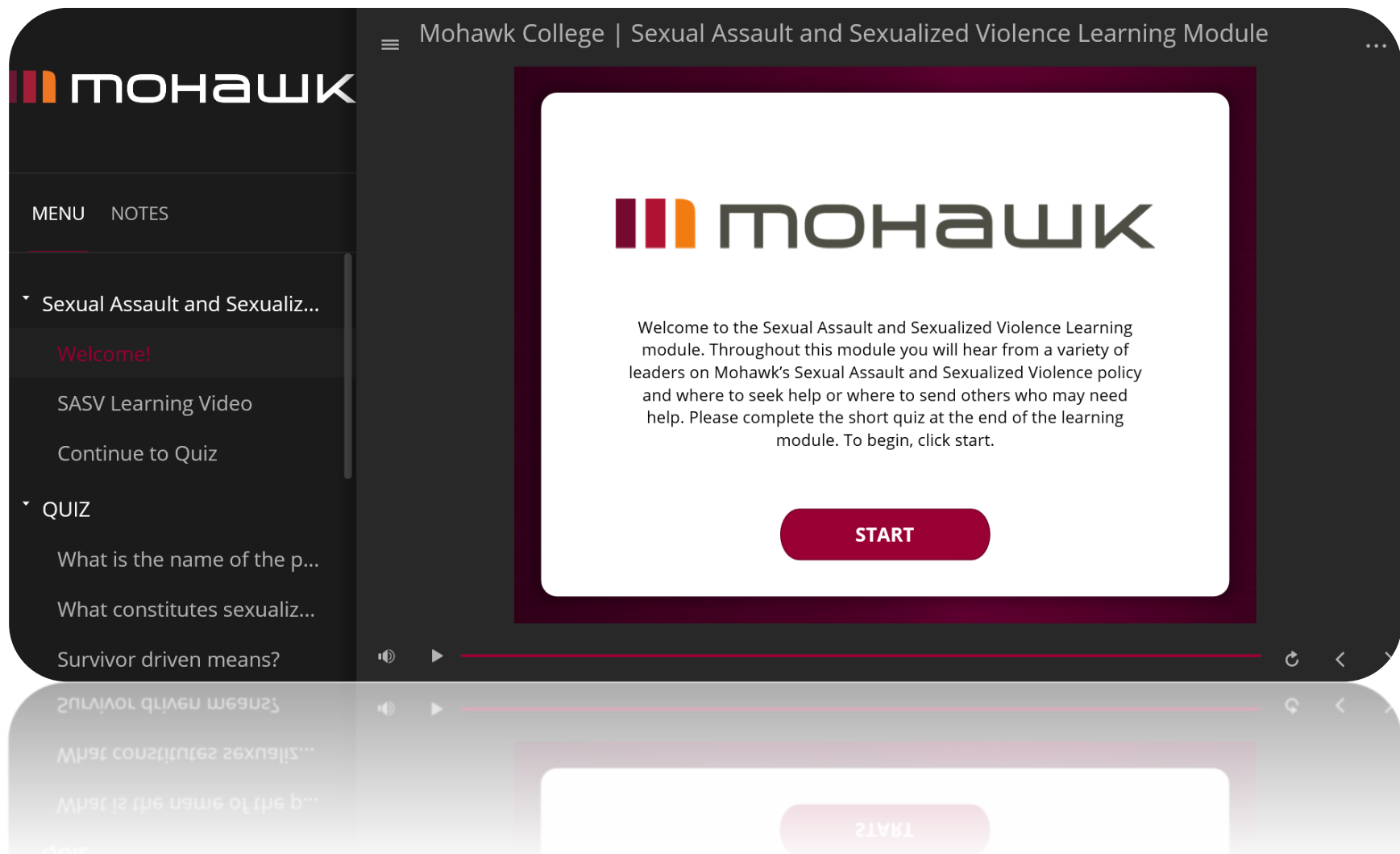


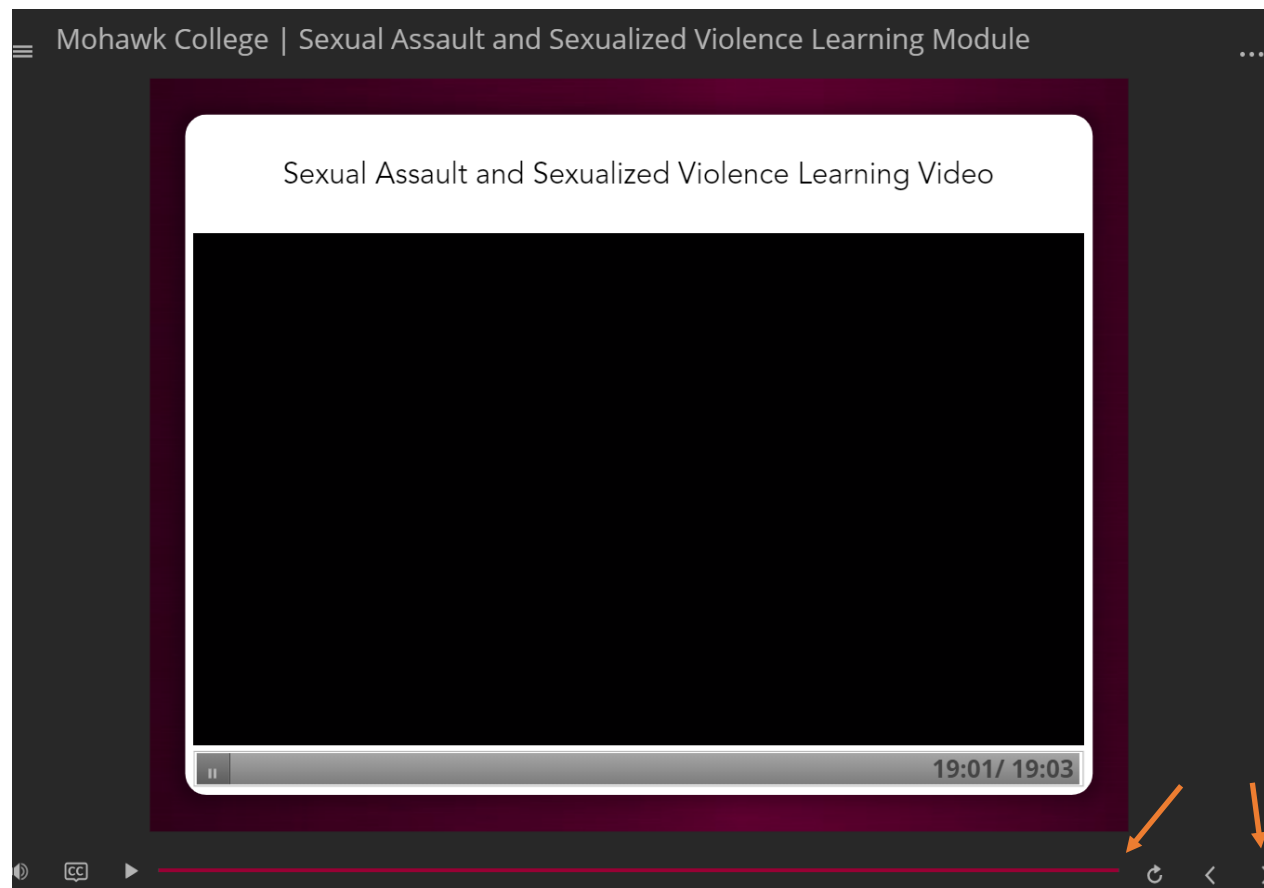
Table of Contents

Why can't I access the quiz?	2
How do I complete the quiz?	4
Module Controls	9
Module Sidebar.....	10

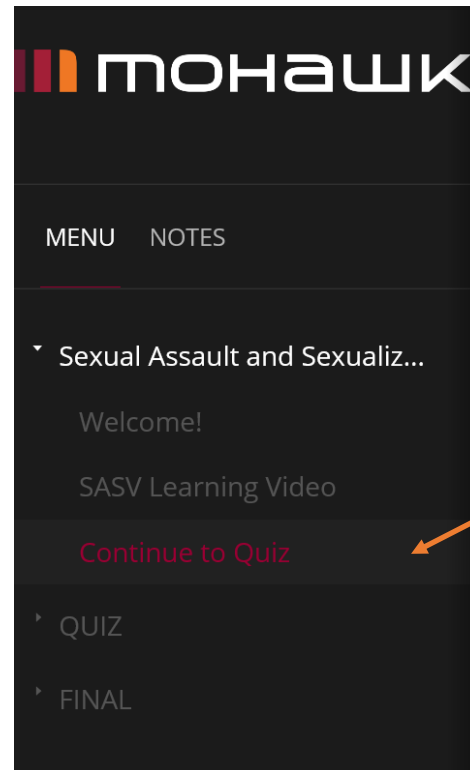
Why can't I access the quiz?

There are a few reasons why you might be unable to access the quiz:

- The quiz is only accessible if the video is viewed in its entirety **in one sitting**. Please dedicate approximately 25 minutes to complete the training. The red status bar at the bottom of the video must reach the end. Once completed, the > button will become active. Click the > button to continue to the quiz.



- You can also click “Continue to Quiz” in the video sidebar.



Quick tip: If you stop the video and go back to it after a prolonged period, you will have to start the video again as it times out. You must watch the video and complete the quiz in one sitting.

How do I complete the quiz?

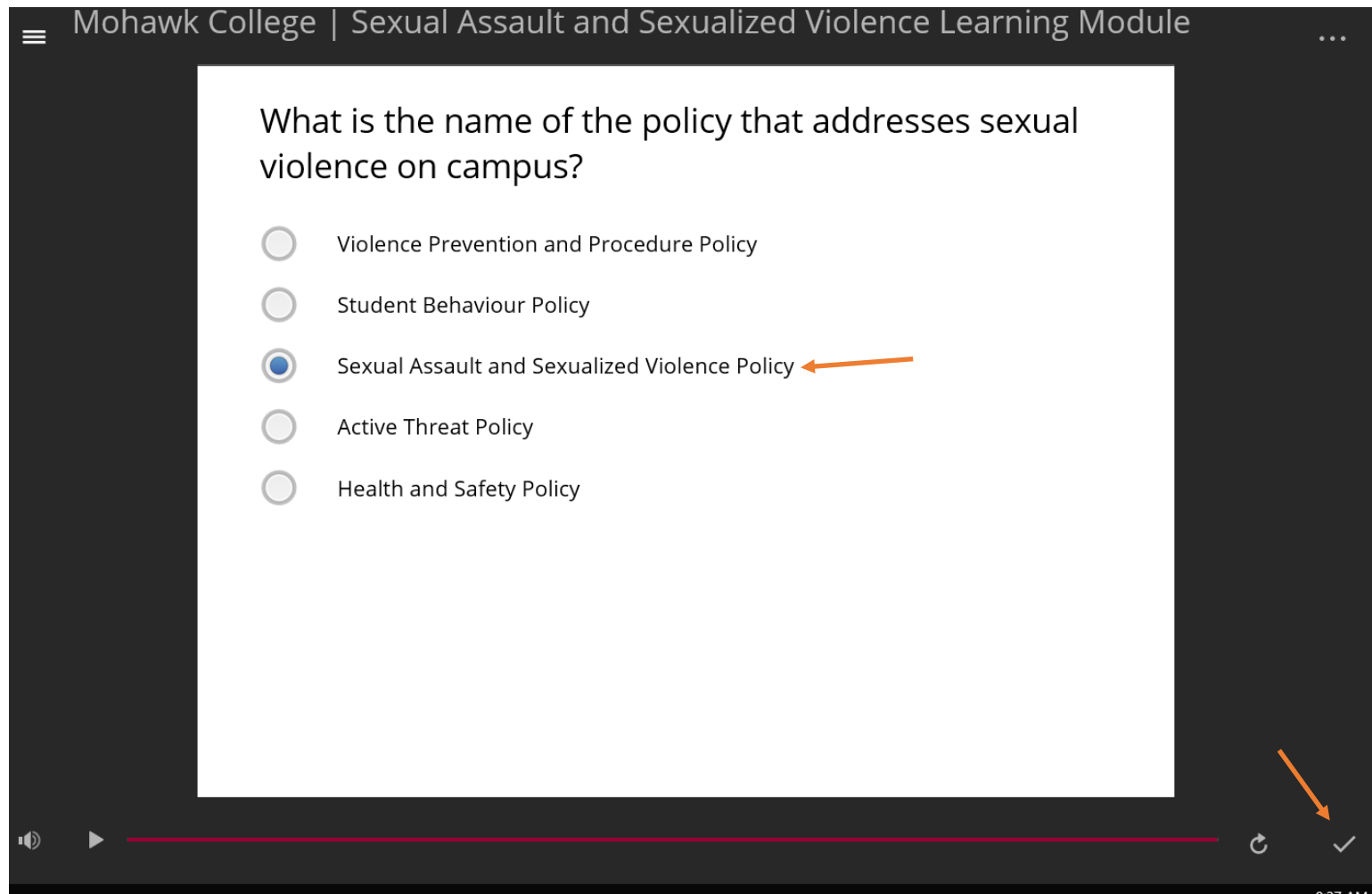
- Before beginning the quiz, read the instructions carefully. Once completed, click “Continue” to start the quiz.

To complete this quiz you must answer each of the following questions. To submit your answer you must click on the check mark located in the bottom right hand corner. When you have completed the quiz, you can review which questions you have answered correctly and incorrectly. To pass the quiz and receive credit, you must achieve a score of 80% or higher. Click Continue to proceed and begin the quiz. Please note you must have watched the video in its entirety before you can start the quiz.

CONTINUE



- Once you have selected your answer, click the ✓ located in the bottom right hand corner. Continue this action until you reach the last question in the quiz.



- If you have successfully completed the quiz, you **MUST** click “**Submit Results**” and then click “Continue” to proceed. If you did not pass, select “**Retry Quiz**” to begin again.

☰ Mohawk College | Sexual Assault and Sexualized Violence Learning Module ...

Results

Your Score: 80% (8 points)

Passing Score: 80% (8 points)

Result:

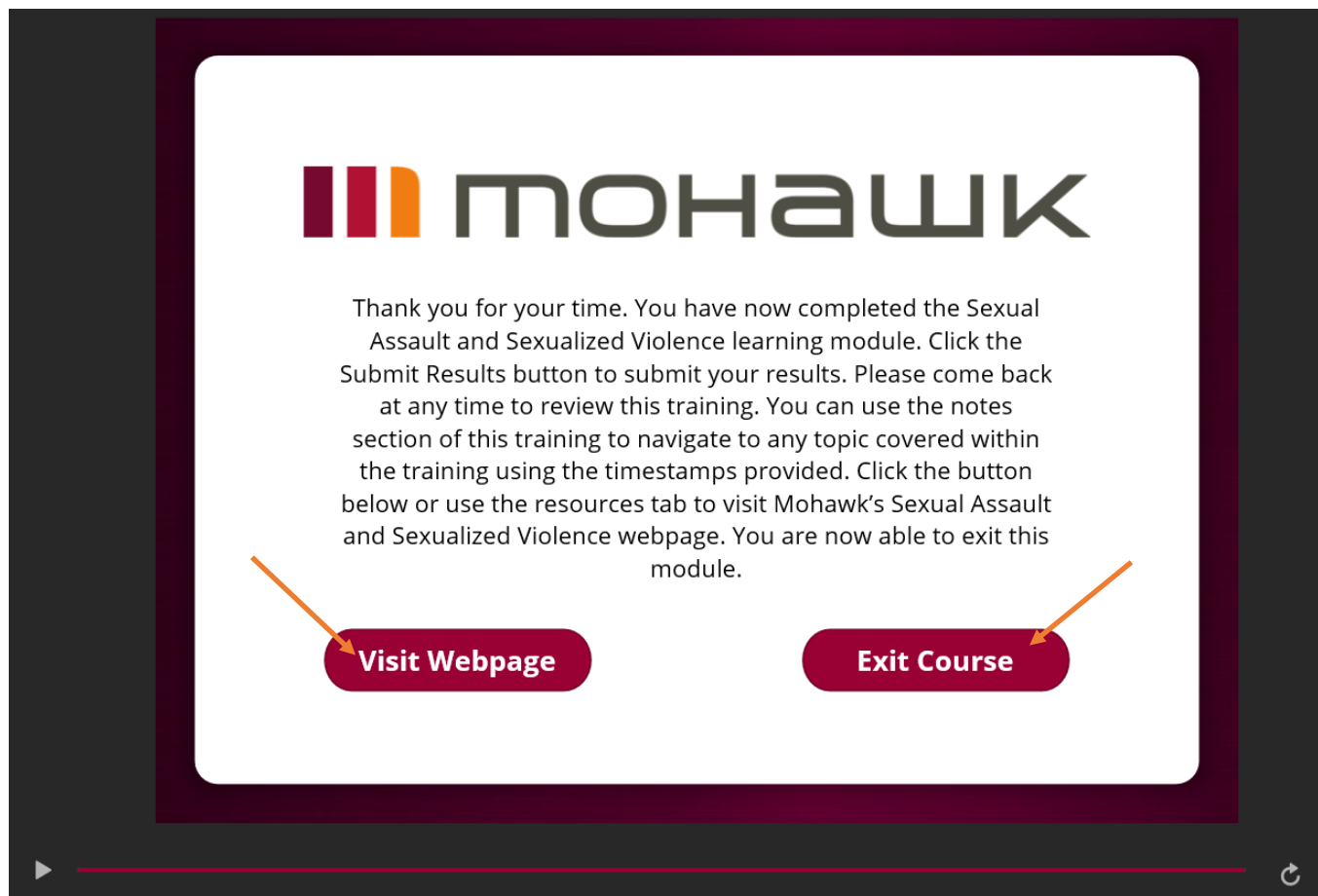
✓ Congratulations, you passed.

Submit Results

Review Quiz Retry Quiz Continue

🔊 ▶ 🔁 ⏪ ⏩ ✓

- You have completed the Sexual Assault and Sexualized Violence Learning Module. If you successfully clicked **“Submit Results”** on the previous slide, the system will recognize the module as completed in your transcript. You will need to go back into the module and click **“Submit Results”** if you missed this step.
- Click **“Visit Webpage”** for more information or **“Exit Course”** if you are finished.












Quick Tip: Since you have completed the quiz and module in its entirety, you are able to come back at any time to review the content, resources and notes in this module via My Learning.

The content has ended. You may close this window.

Module Controls:



Icon	Description
	Control and adjust the volume in the video
	Closed captioning displays text on screen
	Play or pause the learning video
	Restart the learning video from the beginning
	Navigational arrows to move throughout module
	Access resources

Module Sidebar:



Quick Tip: You must complete each tab in sequence before proceeding to the next tab.

Welcome! Tab → This tab allows you to begin the learning video by clicking “Start”

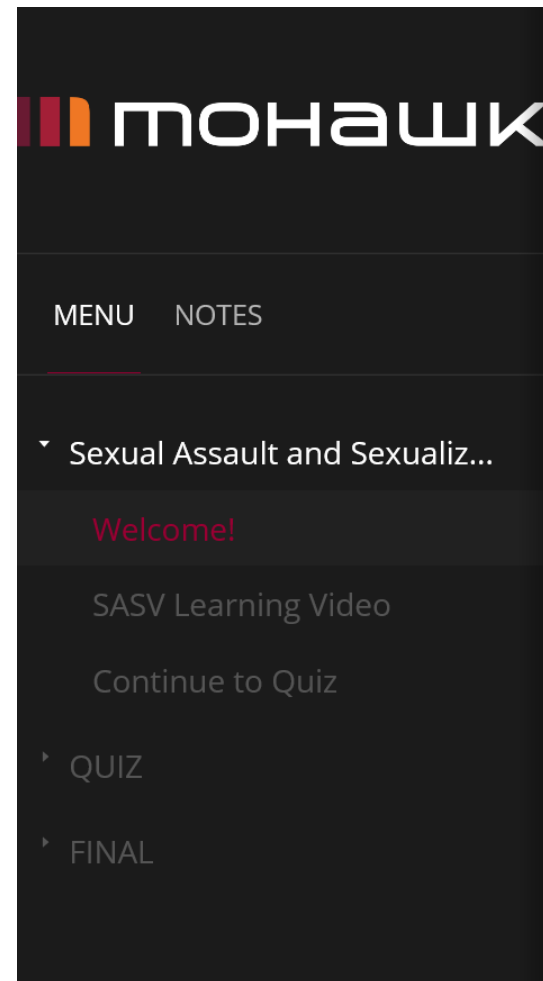
SASV Learning Video Tab → This tab will play the learning video.

Continue to Quiz Tab → This tab provides instructions before completing the quiz.

Quiz Tab → This tab administers the quiz.

Final Tab → This tab allows you to visit the webpage for more information or exit the module.

Notes → After completion, you can use the notes section to navigate to any topic covered within the training using the timestamps provided.



**Thank you for completing the Sexual Assault and Sexualized Violence
Employee Learning Video.**