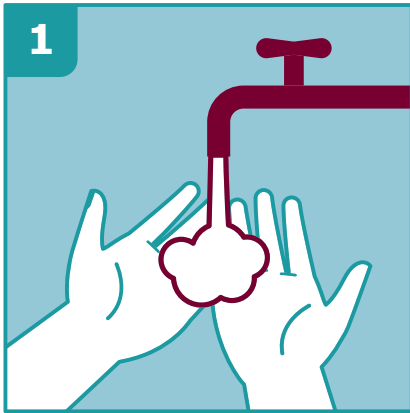
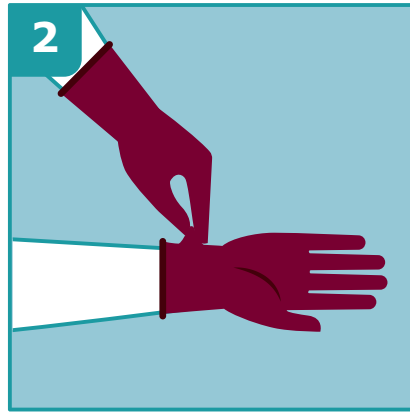





Donning of Personal Protective Equipment



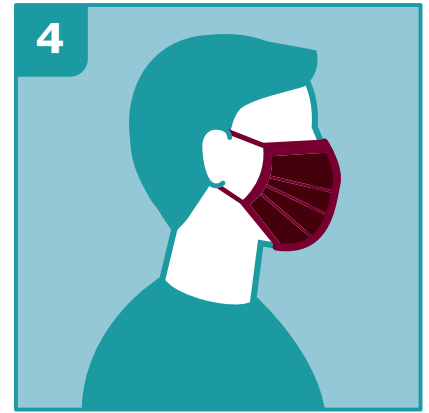
1 Perform hand hygiene.



2 Put on gloves – take care not to tear or puncture.



3 Put on surgical mask or N95 respirator.



4 Place mask over nose and under chin.



5 Secure ties, loops or straps.



6 Mould metal piece to the bridge of the nose.



7 If using N95 respirator, perform seal test.

To check the respirator-to-face seal, place both hands completely over the respirator and exhale sharply. Be careful not to disturb the position of the respirator. If air leaks around your nose, readjust the nosepiece. If air leaks at the respirator edges, work the straps back along the sides of your head.



8 Put on protective eyewear.



9 Adjust to fit.



10 Apply face shield if required.

For more information, please visit hamilton.ca/public-health

Questions or comments?

questions@mohawkcollege.ca

 **MOHAWK**

FUTURE READY